

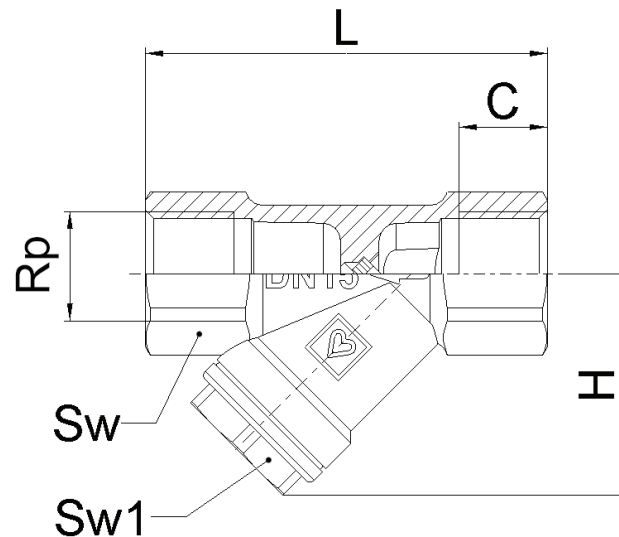


HERZ - Water Strainer

DZR

Datasheet 1 **2662** 1X, Issue 0521

☑ Dimensions



Art.nr.	DN	PN [bar]	G [in]	C [mm]	L [mm]	H [mm]	Sw [mm]	Sw1 [mm]	Kv	Mass [kg]
1 2662 11	15	25	1/2"	15	68	37	25	22	2,55	0,176
1 2662 12	20	25	3/4"	16,3	80	46	32	24	5,60	0,280
1 2662 13	25	25	1"	19	90	55	41	25	8,20	0,540
1 2662 14	32	25	1-1/4"	14	93	62	47	32	16,5	0,650
1 2662 15	40	25	1-1/2"	16	105	69	54	36	27,4	0,804
1 2662 16	50	25	2"	18	125	83	67	46	36,7	1,310

☑ Material and construction

Body:	forged brass acc. to EN 12420; CW602*
	<small>*Exception is DN 50: Casted Brass acc. To EN 1982; CC770S</small>
Closing plug:	forged brass acc. to EN 12420; CW602
Sieve:	stainless steel, single, meshed perforation 0,5mm
Plug seals:	EPDM
Internal threaded side connection:	G acc. to ISO 228-1

☑ Operating data

Operating pressure:	up to 25 bar
Operating temperature range:	-30°C to +130 °C (water 0,5 °C to 95 °C)
Medium:	

Heating water quality according to ÖNORM H5195 or VDI-Standard 2035. The use of ethylene or propylene glycol in a mixing ratio 25- 50% is allowed. Please refer to manufacturers documentation when using ethylene glycol products for frost and corrosion protection. HERZ water strainers DZR is not suitable for usage of aggressive medium (such as: acids, alkalis, combustible and explosive gases..) because it can destroy sealing components. Pursuant to Article 33 of the REACH Regulation (EC No. 1907/2006), we are obliged to point out that the material lead is listed on the SVHC list and that all brass components manufactured in our products exceed 0.1% (w / w) lead (CAS: 7439-92-1 / EINECS: 231-100-4). Since lead is a component part of an alloy, actual exposure is not possible and therefore no additional information on safe use is necessary. Please note that EPDM gaskets will be affected by Mineral oils lubricants and thus lead to failure of the EPDM seals in the valves that use EPDM seals.

Field of application

HERZ water strainer DZR is used in water installations, heating systems and industrial plumbing. It is used wherever you want to clean a medium of dirt or where you want to protect sensitive installations elements.

Assembly instructions

The threads of the pipe are coated with a suitable sealing material (spinning material, Teflon ribbon, sealing paste) and the pipe end is screwed into strainer. When assembling use suitable assembly tool, that adapts to valve end connections Sw. Special attention should be paid to the flow direction indicated on the housing with an arrow.

Brass

HERZ use top-quality brass that responds to the latest European norms DIN EN 12164, DIN EN 12165 and DIN EN 1982. Housings of water strainers are made from brass due to its good strenght, excellent corrosion resistance and variety of other properties. Please note that water strainers DZR listed in this data sheet are made from CW602N and CC770S because this material has DZR properties (dezinfication resistant brass).

Maintenance instructions

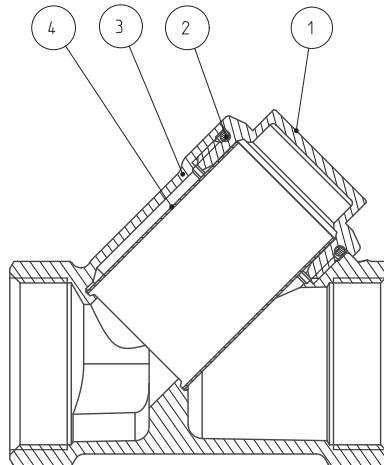
Occasionally or after assembly and system leakage testing, the mesh sieve has to be cleaned by unscrewing the plug and replacing or cleaning the sieve. In order to prevent the medium outflow from the system when cleaning, it is recommended to build in a closing element (ball valve) before and after the strainer.

Disposal instruction

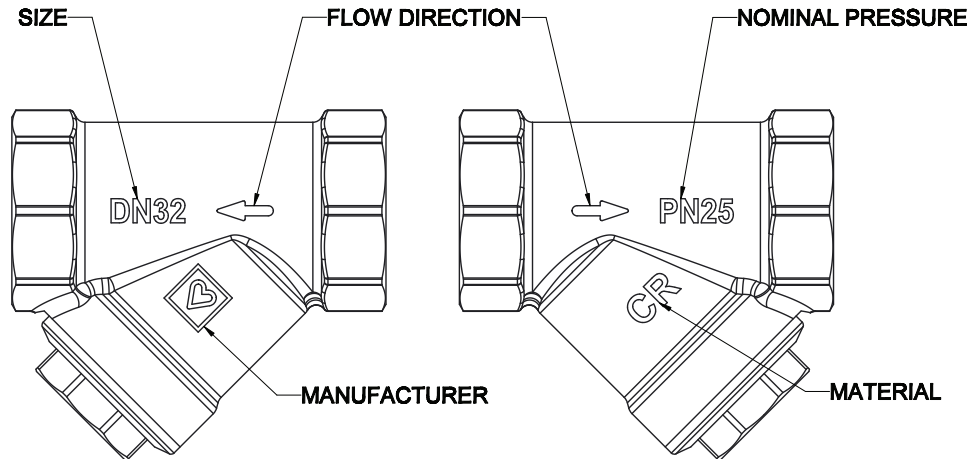
The disposal of HERZ water strainer DZR must not endanger the health or the enviroment. National legal regulations for proper disposal of the HERZ water strainer DZR have to be followed.

Components

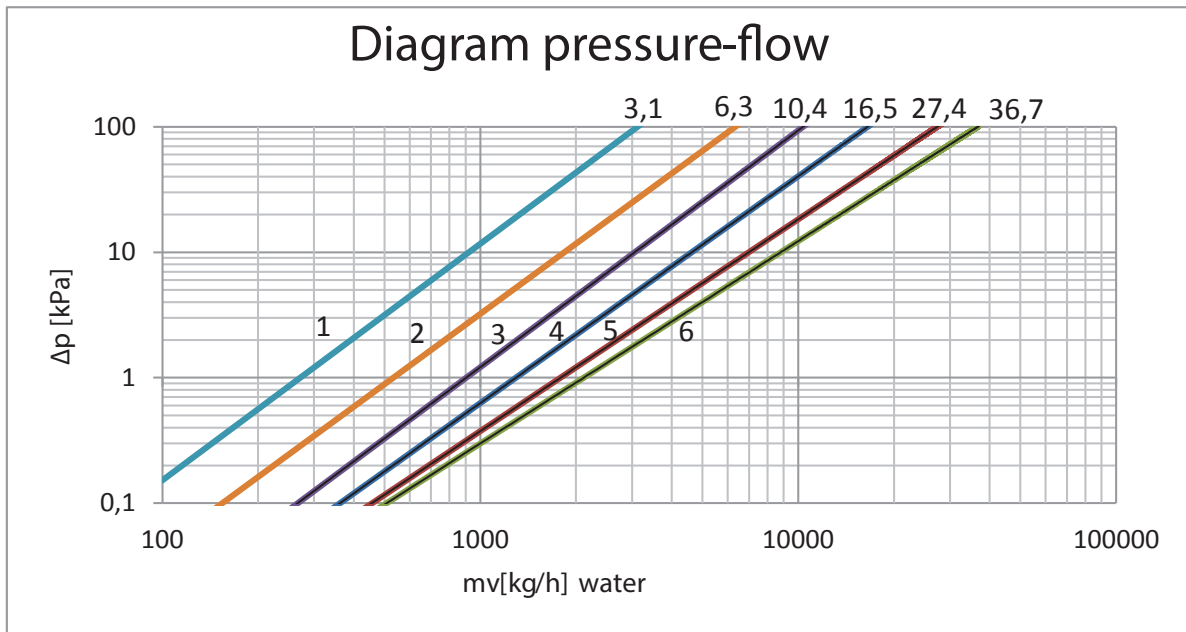
- 1.Plug
- 2.Plug Seal
- 3.Housing
- 4.Mesh



Labels on Water Strainer DZR



Pressure-flow diagram



Please note: All specifications and information within this document are reflecting the information available at the time of going to print and meant for informational purpose only. Herz Armaturen reserves the right to modify and change products as well as its technical specifications and/or its function according to technological progress and requirements. All diagrams are indicative in nature and do not to be complete. It is understood that all images of Herz products are symbolic representations and therefore may visually differ from the actual product. Colours may differ due to printing technology used. In case of any further questions don't hesitate to contact your closest HERZ Branch-Office.