



BATHROOM

Herz taps



QUALITY PRODUCT AT AFFORDABLE PRICES

Herz have a simple vision – to produce kitchen and bathroom fittings that are beautifully engineered, easy to use, contemporary, functional, and affordable.

We look to identify the trends and requirements of our marketplace, and develop product solutions accordingly.

The quality of our products is endorsed by all major European certification – with many products now having WRAS (Water Regulatory Authority Scheme) approval.

ECOLOGICALLY MINDED

All Herz kitchen and bathroom mixers have been designed to accommodate a water-saving aerator set that reduces the flow of water without you noticing it !!

So you can happily wash away, knowing that you are not just running good water away down the drains unnecessarily.

Good for the environment, and good for your pocket !



EXPERIENCE AND PASSION

Originally named Gebauer and Lehrner, the Herz business was founded in 1896 - producing flow valves for water and gas supply in Vienna. By 1914, the business had a portfolio of several thousand products, and employed over 300 staff.

After many years of successful trading, and with huge growth in worldwide sales, the 1970's saw the company re-named as HERZ (Austrian for heart) - reflecting the business' ethos of passion for quality.



CERTIFICATION MARK

WRAS

As well as holding all major European accreditation for quality in the production of our taps, we have WRAS (Water Regulatory Authority Scheme) approval for many of our products. This reflects our commitment to providing 'Quality Product at Affordable Prices', and is further reason to have peace of mind when you purchase a product from the Herz Tap Range.

HERZ TAPS COME WITH A 6 YEAR GUARANTEE.

CONFIDENCE IN OUR PRODUCTS COMES FROM FOUR ASPECTS:

1. Thorough design and development processes
 2. Manufacturing with quality materials
 3. Decades of experience with quality materials
 4. Tens of thousands of units sold in over 75 countries
- Full details of our Guarantee can be obtained by contacting:
taps@herzvalves.com



ENVIRONMENTALLY AWARE

At Herz, we pride ourselves in acknowledging that we have a social responsibility to the environment, and then striving to ensure we meet this responsibility through prudent use of energy and resources. We use environmentally friendly packaging and promotional materials. We strive to achieve the most environmentally-friendly production methods. And the emphasis on producing product that achieves functionality, whilst offering water consumption savings and energy efficiency, is at the very heart of the business.



Bathroom mixers

Infinity

i10



i12



i10 and i12 mixers are fitted with eco-aerators that restrict the flow of water to 6 l/min.

Infinity i10

Top lever basin mixer

The cylindrical main body, along with the flat topped lever combine to make this mixer both elegant and contemporary. 132mm Height.

B00004 – Mixer c/w 1/2" BSP Flexi Hoses

B00002 – Mixer c/w 1/2" BSP Flexi Hoses + P.U.W.

Infinity i12

Top lever basin mixer

An extended height version of the i10 mixer. Ideal where greater clearance is desirable - over shallow depth basins for example. 163mm Height.

B00014 – Mixer c/w 1/2" BSP Flexi Hoses

B00012 – Mixer c/w 1/2" BSP Flexi Hoses + P.U.W.



i30

Infinity i30

Bath/shower mixer

Single top lever control mixer with pull-up diverter mechanism on the spout, and bottom outlet hose connection. Comes with adjustable offset connectors for wall mounting (130-170mm centres)

B00303 – Mixer c/w Slide Bar Shower Kit

B00302 – Mixer c/w Hose, Handset & Wall Mount.

B00301 – Mixer Body Only

Note:

Pair of **B13101** Bath Mount Elbows required to enable fixing to bath top.



i30 and i40 mixers are fitted with eco-aerators that restrict the flow of water to 9l/minute.



i40

Infinity i40

Shower mixer

Single top lever control mixer with bottom outlet to shower hose. Adjustable offset connectors (130-170mm centres)

B00403 – Mixer c/w Slide Bar Shower Kit

B00402 – Mixer c/w Hose, Handset & Wall Mount.

B00401 – Mixer Body Only

Bath Mount Elbows B13101

CP Bath mount elbows to enable deck fixing of bath/shower mixers

B13101 – Pair CP Bath Mount Elbows



Bathroom mixers

Fresh

f10



f11



f12



Fresh f10

Top lever basin mixer

The tubular design of this mixer, with its slim, stem lever sits beautifully in the modern minimalist bathroom.

174 mm Height.

B00039 – Mixer c/w 1/2" BSP Flexi Hoses

B00038 – Mixer c/w 1/2" BSP Flexi Hoses + P.U.W.

Fresh f11

Top lever basin mixer

The extended height model of the f11 basin mixer. Designed for use with basins that free-stand on bathroom furniture. 334mm Height.

B00048 – Mixer c/w 1/2" BSP Flexi Hoses

B00049 – Mixer c/w 1/2" BSP Flexi Hoses + P.U.W.

Fresh f12

Side lever basin mixer

Side lever action basin mixer, with swivel spout facility. Still minimalist in design, the f12 offers a different look to the other 'Fresh' mixers.

230 mm Height.

B00045 – Mixer c/w 1/2" BSP Flexi Hoses

THIS MODEL HAS NO P.U.W. VERSION AVAILABLE



f30

Bath Mount Elbows **B13101**

CP Bath mount elbows to enable deck fixing of bath/shower mixers

B13101 – Pair CP Bath Mount Elbows

Fresh f30

Bath/shower mixer

Single end lever bar-style mixer with pull-up diverter mechanism on the spout, and bottom outlet hose connection. Comes with adjustable offset connectors for wall mounting (130-170mm centres)

B00335 – Mixer c/w Slide Bar Shower Kit

B00337 – Mixer c/w Hose, Handset & Wall Mount.

B00334 – Mixer Body Only

Note:

Pair of **B13101** Bath Mount Elbows required to enable fixing to bath top.



f40

Fresh f40

Shower mixer

Single end lever bar-style mixer with bottom outlet hose connection. Adjustable offset connectors (130-170mm centres)

B00435 – Mixer c/w Slide Bar Shower Kit

B00438 – Mixer c/w Hose, Handset & Wall Mount.

B00434 – Mixer Body Only



Bathroom mixers

Fresh
Thermostatic



t30

Bath Mount Elbows **B13101**

CP Bath mount elbows to enable deck fixing of bath/shower mixers

B13101 – Pair CP Bath Mount Elbows

Fresh **t30**

Thermostatic bath/shower mixer
Bar-style design. Separate water thermostat and flow controls at opposing ends of the mixer body ensure comfort and safety. Pull-up diverter mechanism on the spout, and bottom outlet hose connection. Comes with adjustable offset connectors for wall mounting (130-170mm centres)

B00336 – Mixer c/w Slide Bar Shower Kit

B00339 – Mixer Body Only

Note:
Pair of **B13101** Bath Mount Elbows required to enable fixing to bath top.



FRESH thermostatic

The elegant lines of both f30 and f40 thermostatic mixers are complemented by the ease of operation, and the exceptional control of water temperature. The valve bodies do not heat up under operation – ensuring against any potential scalding by touch- as well as maintaining water temperature to your selected level at all times.



Fresh t40

Thermostatic Shower mixer

Bar-style design. Separate water thermostat and flow controls at opposing ends of the mixer body ensure comfort and safety. Bottom outlet hose connection. Comes with adjustable offset connectors for wall mounting (130-170mm centres)

B00437 – Mixer c/w Slide Bar
Shower Kit

B00440 – Mixer Body Only



e12



e10



All basin mixers include eco aerator that enables the water flow of 6 l/min.

Elite e12

Top lever basin mixer

This extended height model of the e10 mixer makes a real 'statement' in the bathroom. Designed for use with basins that free-stand on bathroom furniture
323 mm Height.

B00089 – Mixer c/w 1/2" BSP Flexi Hoses

B00079 – Mixer c/w 1/2" BSP Flexi Hoses + P.U.W.

Elite e10

Top lever basin mixer

The cylindrical main body, 'sharp-edged' spout, and flat lever, give this mixer a really 'solid-look'. On trend for modern bathrooms.
186 mm Height.

B00088 – Mixer c/w 1/2" BSP Flexi Hoses

B00086 – Mixer c/w 1/2" BSP Flexi Hoses + P.U.W.



e30



e40

Bath Mount Elbows **B13101**

CP Bath mount elbows to enable deck fixing of bath/shower mixers

B13101 – Pair CP Bath Mount Elbows

Elite **e30**

Bath/shower mixer

Radical design mixer with operating lever and spout at opposing ends of the body. Pull-up diverter mechanism on the spout, and bottom outlet hose connection. Comes with adjustable offset connectors for wall mounting (130-170mm centres)

B00375 – Mixer c/w Slide Bar Shower Kit

B00374 – Mixer c/w Hose, Handset & Wall Mount.

B00373 – Mixer Body Only

Note:

Pair of **B13101** Bath Mount Elbows required to enable fixing to bath top.

Elite **e40**

Shower mixer

Radical design mixer with operating lever and hose outlet connection at opposing ends of the body. Adjustable offset connectors (130-170mm centres)

B00487 – Mixer c/w Slide Bar Shower Kit

B00486 – Mixer c/w Hose, Handset & Wall Mount.

B00485 – Mixer Body Only

Bathroom mixers

SQ



q12



q10

SQ q12

Top lever basin mixer – Extended height variation of the q10 mixer. A bold feature in any bathroom that works superbly with basins that free-stand on bathroom furniture. 225mm Height.

B00058 – Mixer c/w 1/2" BSP Flexi Hoses

SQ q10

Top lever basin mixer
The squared design of both the body and lever, complimented by the mixer base trim, make this style complimentary to the geometric sanitaryware designs that are currently popular. 140mm Height.

B00057 – Mixer c/w 1/2" BSP Flexi Hoses



q30



q40

SQ q30

Bath/shower mixer

Geometric design mixer with single end lever flow and temperature control. Pull-up diverter on main body, with bottom outlet shower hose connection. Comes with adjustable offset connectors for wall mounting (130-170mm centres)

B00360 – Mixer body only.

This mixer can be combined with any of the range of shower kits to create the finished look of your choice.

SQ q40

Shower mixer

Geometric design mixer with single end lever flow and temperature control, and bottom outlet shower hose connection. Comes with adjustable offset connectors for wall mounting (130-170mm centres)

B00494 – Mixer body only.

This mixer can be combined with any of the range of shower kits to create the finished look of your choice. (see pages 30-36)



p10 and p11 mixers are fitted with a ceramic cartridge that enables the mechanical limitation or setting of water temperature, two-level opening on the other hand helps to limit your water consumption.



p10



p11



Prestige p10

Top lever basin mixer

The 117mm projection of this mixer makes it ideal for small basins and corner basins.

2-stage lever helps limit water consumption, and the additional benefit of mechanical setting of water temperature if required.

157 mm Height.

B00071 – Mixer c/w 1/2" BSP Flexi Hoses

B00061 – Mixer c/w 1/2" BSP Flexi Hoses + P.U.W.

Prestige p11

Top lever basin mixer

Longer projection model of the p10 (155mm spout projection). Great for mid-size basins.

2-stage lever action to help limit water consumption – with the additional benefit of being able to set water temperature if required.

163 mm Height.

B00073 – Mixer c/w 1/2" BSP Flexi Hoses

B00063 – Mixer c/w 1/2" BSP Flexi Hoses + P.U.W.

p39



Prestige p39

Bath/shower mixer

Top lever mixer with pull-up diverter mechanism on the spout, and bottom outlet hose connection. Comes with adjustable offset connectors if wall mounting (130-170mm centres)
2-stage lever helps limit water consumption

B00352 – Mixer c/w Slide Bar Shower Kit

B00356 – Mixer c/w Hose, Handset & Wall Mount.

B00353 – Mixer Body Only

Note:

Pair of **B13101** Bath Mount Elbows required to enable fixing to bath top.

p40



Bath Mount Elbows B13101

CP Bath mount elbows to enable deck fixing of bath/shower mixers

B13101 – Pair CP Bath Mount Elbows

Prestige p40

Shower mixer

Front position, rising vertical lever mixer with bottom outlet hose connection. Comes with adjustable offset connectors if wall mounting (130-170mm centres)

B00451 – Mixer c/w Slide Bar Shower Kit

B00455 – Mixer c/w Hose, Handset & Wall Mount.

B00452 – Mixer Body Only

Simpaty



s10



s32



s39

Bath Mount Elbows B13101

CP Bath mount elbows to enable deck fixing of bath/shower mixers

B13101 – Pair CP Bath Mount Elbows

Simpaty s10

Top lever basin mixer

Again, similar to the Prestige p10 in spout projection (117mm), the s10 has a slightly upward plane on the spout, and greater definition to the top edges of the body/spout.

123 mm Height.

B00084 – Mixer c/w ½" BSP Flexi Hoses

B00082 – Mixer c/w ½" BSP Flexi Hoses + P.U.W.

Simpaty s32

Bath/shower mixer

Top lever mixer with pull-up diverter mechanism on the spout, and bottom outlet hose connection. Comes with adjustable offset connectors if wall mounting (130-170mm centres)

B00384 – Mixer c/w Slide Bar Shower Kit

B00380 – Mixer c/w Hose, Handset & Wall Mount.

B00381 – Mixer Body Only

Note:
Pair of **B13101** Bath Mount Elbows required to enable fixing to bath top.

Simpaty s39

Shower mixer

Top lever mixer with bottom outlet hose connection. Comes with adjustable offset connectors if wall mounting (130-170mm centres)

B00482 – Mixer c/w Slide Bar Shower Kit

B00481 – Mixer c/w Hose, Handset & Wall Mount.

B00480 – Mixer Body Only



19110

2 x 6l/min Eco aerators, and 1
x 9l/min water flow regulator.

19110 – Eco Regulator Set

All Herz mixers have been designed to accommodate Eco Flow Restrictors. Easy to fit, and save on water usage.

Note: Set includes 2 ECO aerators with water flow 6l/min and water flow regulator with water flow of 9 l/minute.

What is WRAS Approval ?

WRAS product approval demonstrates full compliance with requirements of the Water Supply (Water Fittings) Regulations or Scottish Byelaws, provided the fitting is installed according to any conditions given with the approval.

It is the easiest way to demonstrate compliance as it is granted directly by representatives of the water suppliers, and is therefore accepted as fit for purpose by every water supplier in the UK.

As well as testing the quality of the product to ensure it is 'of an appropriate quality and standard' by testing it through 1,00's of cycles of operation, the testing also requires that the fitting should not cause waste, misuse, undue consumption, or contamination of the water supply.

Whilst it is not a necessity to fit a WRAS approved product in your own home, it is an endorsement that may be important to you.

We would, however, assure you that all Herz products are manufactured to the same exacting standards, and are all covered by the same guarantee.

Bathroom mixers

Harmony



h10

Harmony h10

Top lever basin mixer

Similar to the Prestige p10 in spout projection (at 114mm), the h10 has a 'finger-shaped' flat lever, and is very suitable for both small and mid-size basins.

147mm Height.

B00093 – Mixer c/w 1/2" BSP Flexi Hoses

B00092 – Mixer c/w 1/2" BSP Flexi Hoses + P.U.W.



h30

Bath Mount Elbows B13101

CP Bath mount elbows to enable deck fixing of bath/shower mixers

B13101 – Pair CP Bath Mount Elbows



h40

Harmony h30

Bath/shower mixer

Top lever mixer with pull-up diverter mechanism on the spout, and bottom outlet hose connection. Comes with adjustable offset connectors if wall mounting (130-170mm centres)

B00394 – Mixer c/w Slide Bar Shower Kit

B00393 – Mixer c/w Hose, Handset & Wall Mount.

B00395 – Mixer Body Only

Harmony h40

Shower mixer

Top lever mixer with bottom outlet hose connection. Comes with adjustable offset connectors if wall mounting (130-170mm centres)

B00492 – Mixer c/w Slide Bar Shower Kit

B00491 – Mixer c/w Hose, Handset & Wall Mount.

B00493 – Mixer Body Only



m10



m30



m40

Bath Mount Elbows B13101

CP Bath mount elbows to enable deck fixing of bath/shower mixers

B13101 – Pair CP Bath Mount Elbows

Project m10

Top lever basin mixer

The m10 mixer, with its short projection spout (90mm), is the perfect solution when space is at a premium. Compact, and robust – this mixer is popular where practicality is the determining factor.

136 mm Height.

B00026 – Mixer c/w ½" BSP Flexi Hoses

B00024 – Mixer c/w ½" BSP Flexi Hoses + P.U.W.

Project m30

Bath/shower mixer

Top lever mixer with pull-up diverter mechanism on the spout, and bottom outlet hose connection. Comes with adjustable offset connectors if wall mounting (130-170mm centres)

B00325 – Mixer c/w Hose, Handset & Wall Mount.

B00326 – Mixer Body Only

Note:

Pair of **B13101** Bath Mount Elbows required to enable fixing to bath top.

Project m40

Shower mixer

Front position, descending lever mixer with bottom outlet hose connection. Comes with adjustable offset connectors if wall mounting (130-170mm centres)

B00425 – Mixer c/w Hose, Handset & Wall Mount.

B00427 – Mixer Body Only

Z10



Z12



Z11



Z13



Stil z11

Cross-Head basin mixer
Traditional cross-head handles control the hot and cold water independently. Classic design, combined with the practicality of a swivel spout, and beautiful detailing.
157mm Height.

B07068 – Mixer c/w 1/2" BSP Flexi Hoses

B07073 – Mixer c/w 1/2" BSP Flexi Hoses + P.U.W.

Stil z10

Basin mixer
Gold-effect trimmed variation of the z11 mixer.

B07066 – Mixer c/w 1/2" BSP Flexi Hoses

B07072 – Mixer c/w 1/2" BSP Flexi Hoses + P.U.W.

Stil z12

Basin mixer
Gold-effect trimmed variation of the z11 mixer.

B07067 – Mixer c/w 1/2" BSP Flexi Hoses

B07077 – Mixer c/w 1/2" BSP Flexi Hoses + P.U.W.

Stil z13

Cross-Head tall basin mixer
Traditional cross-head handles control the hot and cold water independently. Tall, curved swivel spout, and beautiful detailing.
290mm Height.

B07078 – Mixer c/w 1/2" BSP Flexi Hoses

B07079 – Mixer c/w 1/2" BSP Flexi Hoses + P.U.W.

Bathroom mixers

Stil



Z30



Z31



Z44

Stil Z30

Bath/shower mixer

Gold-effect trimmed variation of the Z31 mixer. Comes with adjustable offset connectors if wall mounting (130-170mm centres)

B07357 – Mixer c/w Hose and Handset.



Z41

Stil Z31

Bath/shower mixer

Traditional cross-head handled mixer with telephone cradle handset and hose. Discrete front lever diverter mechanism on the body. Comes with adjustable offset connectors if wall mounting (130-170mm centres)

B07358 – Mixer c/w Hose and Handset.

Stil Z44

Shower mixer

Gold-effect trimmed variation of the Z41 mixer. Comes with adjustable offset connectors if wall mounting (130-170mm centres)

B07462 – Mixer c/w Hose, Handset & Wall Mount.
B07465 – Mixer Body Only

Stil Z41

Shower mixer

Traditional style cross-head handled mixer with bottom outlet hose connection. Comes with adjustable offset connectors if wall mounting (130-170mm centres)

B07464 – Mixer c/w Hose, Handset & Wall Mount.
B07466 – Mixer Body Only

Concealed

Single Valve 00367

Concealed Mixer Valve
for supply to 1 outlet

Mixer valve for concealed
installation – feeding one shower or
bath or basin

B00367 – Mixer Valve Only.

Double Valve 00368

Concealed Mixer Valve
For supply to 2 outlets

Mixer valve for concealed
installation – feeding any two supply
outlets.

B00368 – Mixer Valve Only.

Extension 12701

Diverter extension
76mm diverter extension piece
for 00368 mixer.

UH12701 – Diverter Extension
Only.

Extension 12703

Extension 25mm for mixer
25mm extension for both 00367
and 00368 mixers.

UH12703 – Extension Piece
Only.



00367



00368



e80

Elite e80

Rosette, lever and spout
combination

Wall plate, single lever and
spout combination for use
with concealed mixer valves.
110 x 220 mm cover plate

UH00080 – Elite basin/bath
mixer.



Fresh 12259

Rosette and handle - single outlet

Wall plate and lever kit for use with single concealed mixer. 170mm dia. cover plate

UH12259 – Fresh lever kit (single).



Project 12251

Rosette and handle - single outlet

Wall plate and lever kit for use with single concealed mixer. 170mm dia. cover plate

UH12251 – Project lever kit (single).



Infinity 12249

Rosette and handle - single outlet

Wall plate and lever kit for use with single concealed mixer. 120 x 190mm cover plate

UH12249 – Infinity lever kit (single).



Fresh 12260

Rosette and handle - double outlet

Wall plate, lever, and diverter kit for double concealed mixer. 170mm dia. cover plate

UH12260 – Fresh lever kit (double).



Project 12252

Rosette and handle - double outlet

Wall plate, lever, and diverter kit for double concealed mixer. 170mm dia. cover plate

UH12252 – Project lever kit (double).



Infinity 12250

Rosette and handle - double outlet

Wall plate, lever, and diverter kit for double concealed mixer. 120 x 190mm cover plate

UH12250 – Infinity lever kit (double).



Elite 12246

Rosette and handle - single outlet

Wall plate and lever kit for use with single concealed mixer. 120 x 190mm cover plate

UH12246 – Elite lever kit (single)



Elite 12247

Rosette and handle - double outlet

Wall plate, lever, and diverter kit for double concealed mixer. 120 x 190mm cover plate

UH12247 – Elite lever kit (double).



Infinity 00365

Concealed part, rosette and handle set

Wall plate, lever, and diverter kit with single concealed mixer. 117mm dia. cover plate

UH00365 – Infinity SET

Spouts, Heads and Connectors

Concealed



Pure 12211

Bath Spout with diverter

180mm overall projection

UH12211 – bath spout c/w diverter



Prestige 12201

Bath spout

150mm overall projection

UH12201 – bath spout



Pure 12202

Bath spout

180mm overall projection

UH12202 – bath spout



Classic 12101

Wall Shower Arm and Head
45 degree angle, 75mm dia.
head.

173mm overall projection

UH12101 – wall arm/shower head



12209

Ceiling shower head holder

Connectable with rainfall
shower heads

150mm overall projection

UH12209 – ceiling arm



Prestige 12102

Shower Head

85mm dia shower head for
connection to wall arms.

UH12102 – shower head



Pure 12203

Wall shower connection 1/2"

UH12203 – wall shower connector



Prestige 12204

Wall shower connection

UH12204 – wall shower connector



Pure 12210

Wall shower connection and shower holder

UH12210 – wall connector/holder



Prestige 12206

45° Wall Shower Arm

Connectable with rainfall shower heads
108mm overall projection

UH12206 – 45° wall arm



Pure 12207

Wall shower holder

Connectable with rainfall shower heads
400mm overall projection

UH12207 – wall arm




12208

Straight Wall Shower Arm

Connectable with rainfall shower heads
400mm overall projection

UH12208 – wall arm



a37



a43

Fresh a37

Manual Shower System
Manual Bar style Shower Mixer
c/w adjustable height rigid
riser with diverter to hose and
handset. 200mm dia Round
Rainfall Head

B00442


Fresh a43

Manual Shower System
Manual Bar style Shower
Mixer c/w adjustable height
rigid riser with diverter to
hose and handset. 200 x
200mm Rainfall Head

B00444

Complete thermostatic systems

Showering



a38

a44

Fresh a38

Thermostatic Shower System

Thermostatic Bar style Shower Mixer c/w adjustable height rigid riser with diverter to hose and handset.
200mm dia Round Rainfall Head

B00441

Fresh a44

Thermostatic Shower System

Thermostatic Bar style Shower Mixer c/w adjustable height rigid riser with diverter to hose and handset.
200 x 200mm Rainfall Head

B00443

Head shower

Showers

Head shower a08

Circular rainfall shower head
ABS construction.
227mm diameter with
anti-calc, rub-clean nozzles.

UH12103



a08

Head shower a08w

Circular rainfall shower head
White-faced, ABS
construction.
227mm diameter with
anti-calc, rub-clean nozzles.

UH12107



a08w

Head shower a09

Rectangular rainfall shower head
ABS construction.
260 x 200mm with
anti-calc, rub-clean nozzles.

UH12106



a09

Head shower a39

Squared rainfall shower head
White-faced, ABS construction.
250 x 250mm diameter with
anti-calc, rub-clean nozzles.

UH12108



a39



Head shower a10

Circular rainfall shower head
Brass construction.
200mm diameter with
anti-calc, rub-clean nozzles.

UH12104



a10

Head shower a40

Rectangular rainfall shower head
Brass construction.
300 x 300mm with
anti-calc, rub-clean nozzles.

UH12109



a40



Head shower a42

Rectangular rainfall shower head
ABS construction.
200 x 200mm with
anti-calc, rub-clean nozzles.


UH12111



a42



a13



Fresh a13

Shower Kit
600mm slidebar, adjustable
height handset holder,
handset, and hose

UH12462

a05



Infinity a05

Shower Kit
600mm slidebar, adjustable
height handset holder, single
spray handset, hose and soap
holder

UH12460

a34



Project a34

Shower Kit
600mm slidebar, adjustable
height handset holder, single
spray handset, and hose

UH12451

a06



Pure S a06

Shower Kit
600mm slidebar, adjustable
height handset holder, variable
spray handset, and hose

UH12461

a07



Smart a07

Shower Kit
600mm slidebar, adjustable
height handset holder, single
spray handset, hose, and fixed
mount option at top of slide bar

UH12462

e07



Elite e07

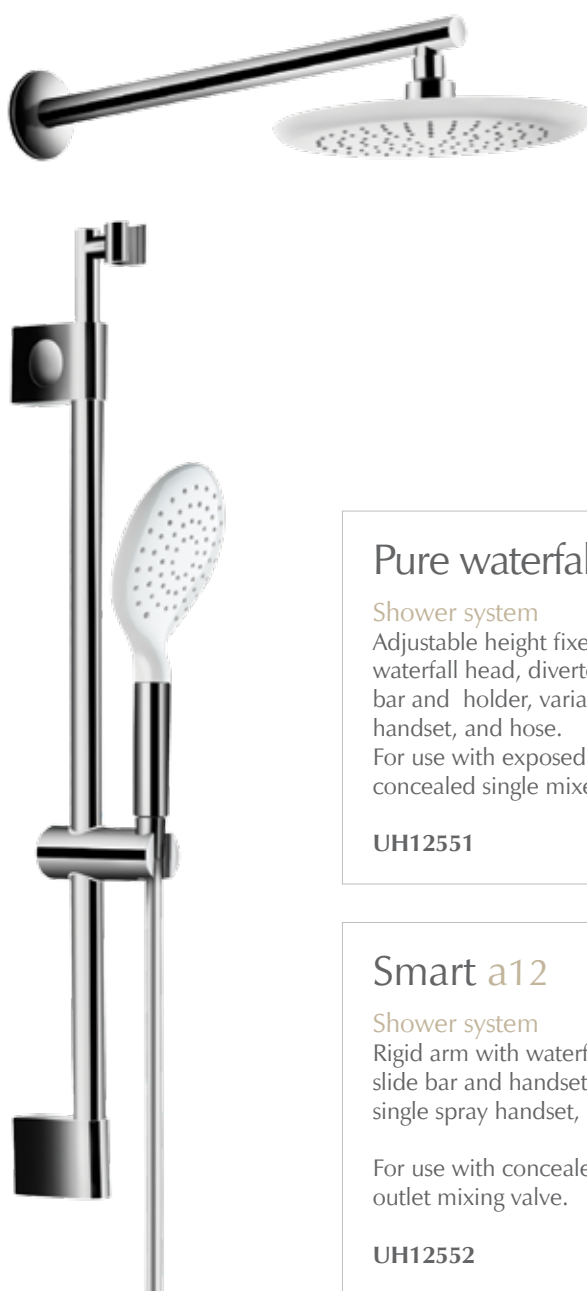
Shower Kit
600mm slidebar, adjustable
height handset holder, handset,
and hose

UH12463

a11



a12



Pure waterfall a11

Shower system

Adjustable height fixed riser, waterfall head, diverter, slide bar and holder, variable spray handset, and hose.

For use with exposed or concealed single mixer valve.

UH12551


Smart a12

Shower system

Rigid arm with waterfall head, slide bar and handset holder, single spray handset, and hose.

For use with concealed two outlet mixing valve.

UH12552



Fresh a14

Shower Kit
Wall holder, handset, and
hose

UH12357



Prestige a17

Shower Kit
Wall holder, handset, and
hose

UH12351



Simpaty a20

Shower Kit
Wall holder, handset, and
hose

UH12358



Project a23

Shower Kit
Wall holder, handset, and
hose

UH12354



Infinity a33

Shower kit
Wall holder, handset, and
hose

UH12352



Stil 12356/12355

Shower Kit
Wall holder, handset, and hose

UH12356 - chrome
UH12355 - chrome/gold



Bella a35

Handset
Spray Handset Only

UH12055

Simphony a36

Handset
Spray Handset Only

UH12054

Infinity a04

Handset
Single Spray Handset Only

UH12043

Handset a41

Spray Handset Only

UH12057



a04





Simpaty a21

Handset

Single Spray Handset Only

UH12042



Fresh a15

Handset

Single Spray Handset Only

UH12047

Stil Handset

Handset

Single Spray Handset Only

UH12045 - chrome

UH12046 - chrome/gold



Prestige a18

Handset

Single Spray Handset Only

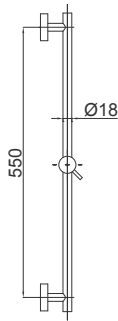
UH12044

Showers

12655

Shower rail Fresh

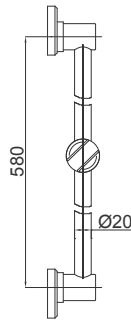
UH12655



12652

Shower rail Harmony

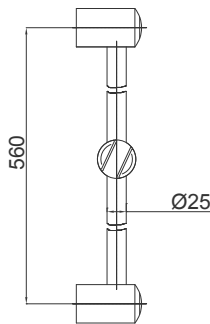
UH12652



12651

Shower rail Universal

UH12651

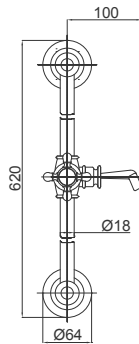


12653, 12654

Shower rail Stil

UH12653 - chrome

UH12654 - chrome - gold

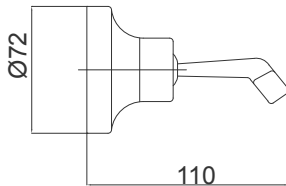


12154, 12155

Wall shower holder Stil

UH12154 - chrome

UH12155 - chrome/gold





12001

Shower hose
Hose Only

1500mm long – **UH12001**
2000mm long – **UH19038**



Pure Glossy 12002

Shower hose Rock&Roll
Hose Only

1500mm long – **UH12002**



12151

Wall shower holder

Wall holder only

UH12151



Pure 12152

Wall shower holder
Wall holder only

UH12152



Prestige 12153

Wall shower holder
Wall holder only

UH12153

Notes

Notes



HERZ KITCHEN MIXERS

Herz taps are not just for the bathroom and shower room.
We manufacture a range of kitchen mixer fittings to the same exacting standards – always based upon the principles of high quality, efficiency, and affordability.

Products include :
Sink/Worktop Mounted Kitchen Mixers.
Wall Mounted Kitchen Mixers
Thermostatic Kitchen Mixers

We have a separate brochure that shows these products.

They can also be viewed at www.herztaps-uk.com



We reserve the right to make technical changes and colour may vary due to the printing process.

v.0118

Herz Valves UK Ltd.

Progress House, Moorfield Point,
Moorfield Road, Slyfield Industrial
Estate, Guildford, Surrey GU1 1RU
Phone: +01483 502211
Fax: +01483 502025
e-mail: taps@herzvalves.com
www.herz-taps.com

HERZ d.d.

Grmaška cesta 3
1275 Šmartno pri Litiji
Phone: +386 (0)1 896 21 02
Fax: +386 (0)1 896 21 40
e-mail: info@herz.si
www.herz-taps.com